Phone photography · tips

1

Golden hour wins.



The hour after sunrise and before sunset makes everyone look good.

Phone photography · tips

2

Put it on a third.



Turn on the grid and place your subject on a line, not in the middle.

Phone photography · tips

3

Get down low.



Pets and children look best from their own eye level.

Phone photography · tips

4

Food from above.



Stand up, hold the phone flat and fill the frame with the table.

Phone photography · tips

5

Look for reflections.



After rain, every puddle is a mirror. Get close to the ground.

Phone photography · tips

6

Follow the lines.



Paths, piers and fences lead the eye straight into the picture.

Phone photography · tips

7

Catch the moment.



Hold the shutter for a burst and keep the frame where people laugh.

Phone photography · tips

8

Get closer.



Small things get big when you fill the frame. Tap to focus.

9

Keep shooting after dark.



Turn off the flash, hold still and let night mode do the work.